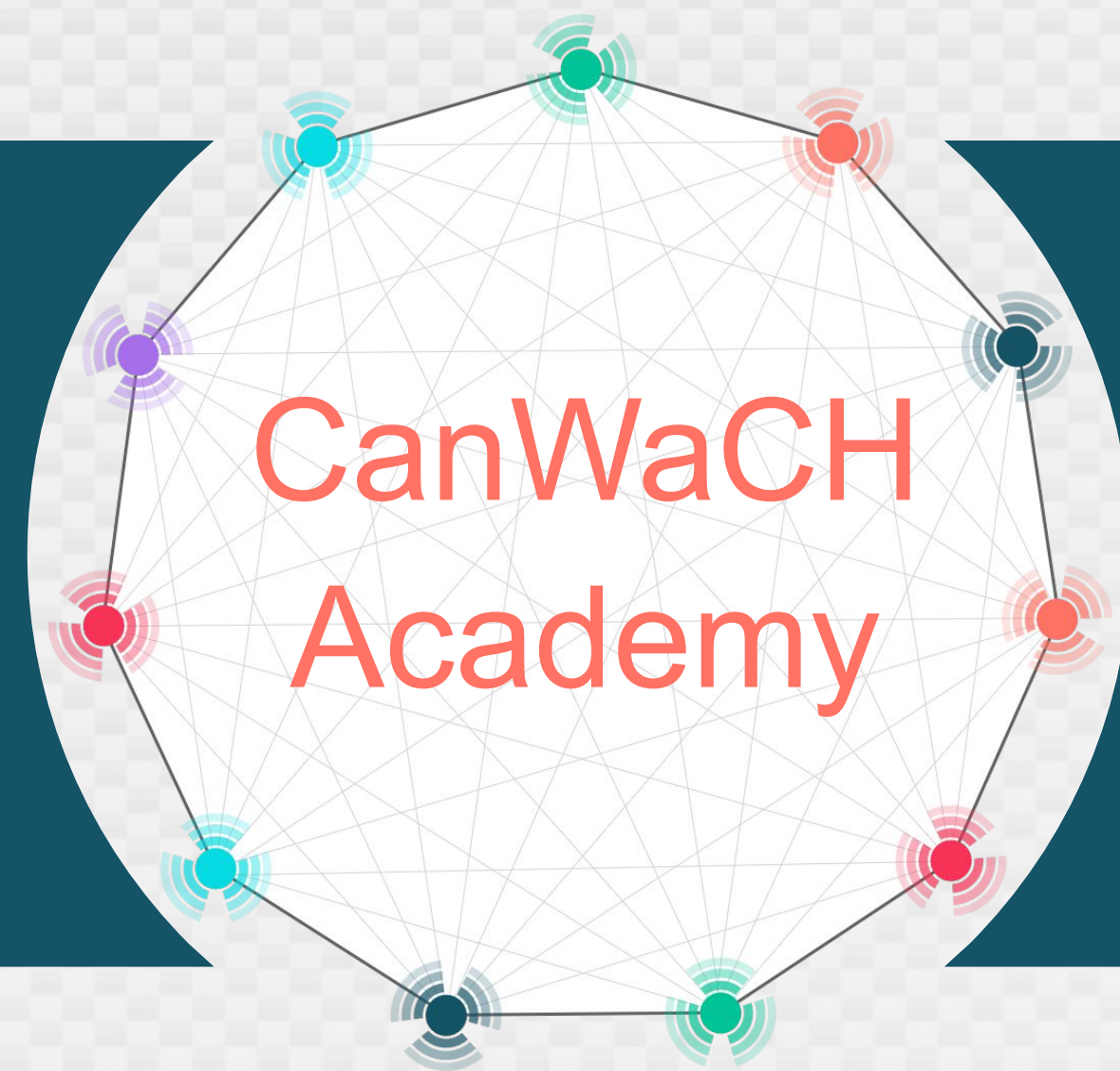
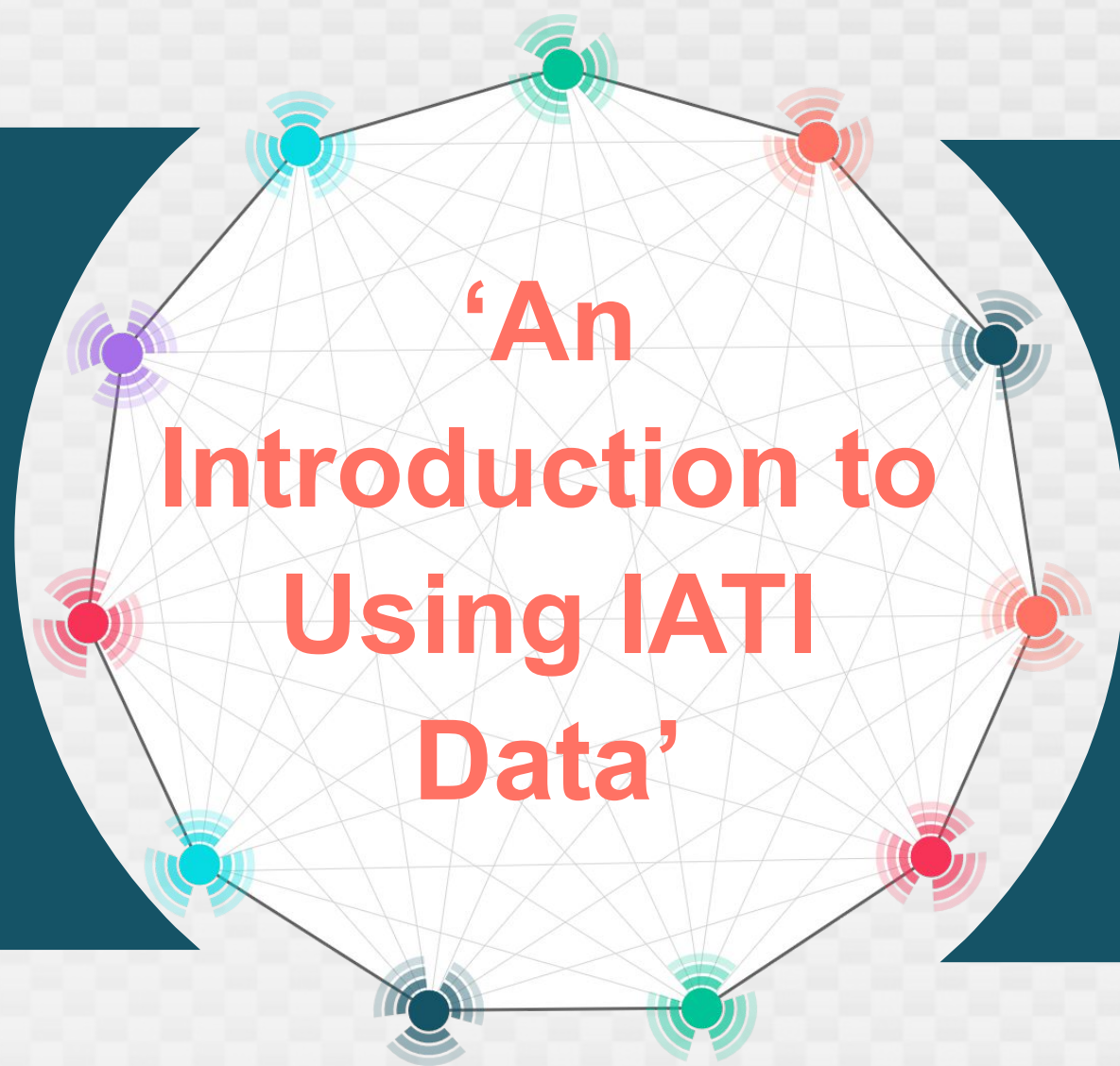
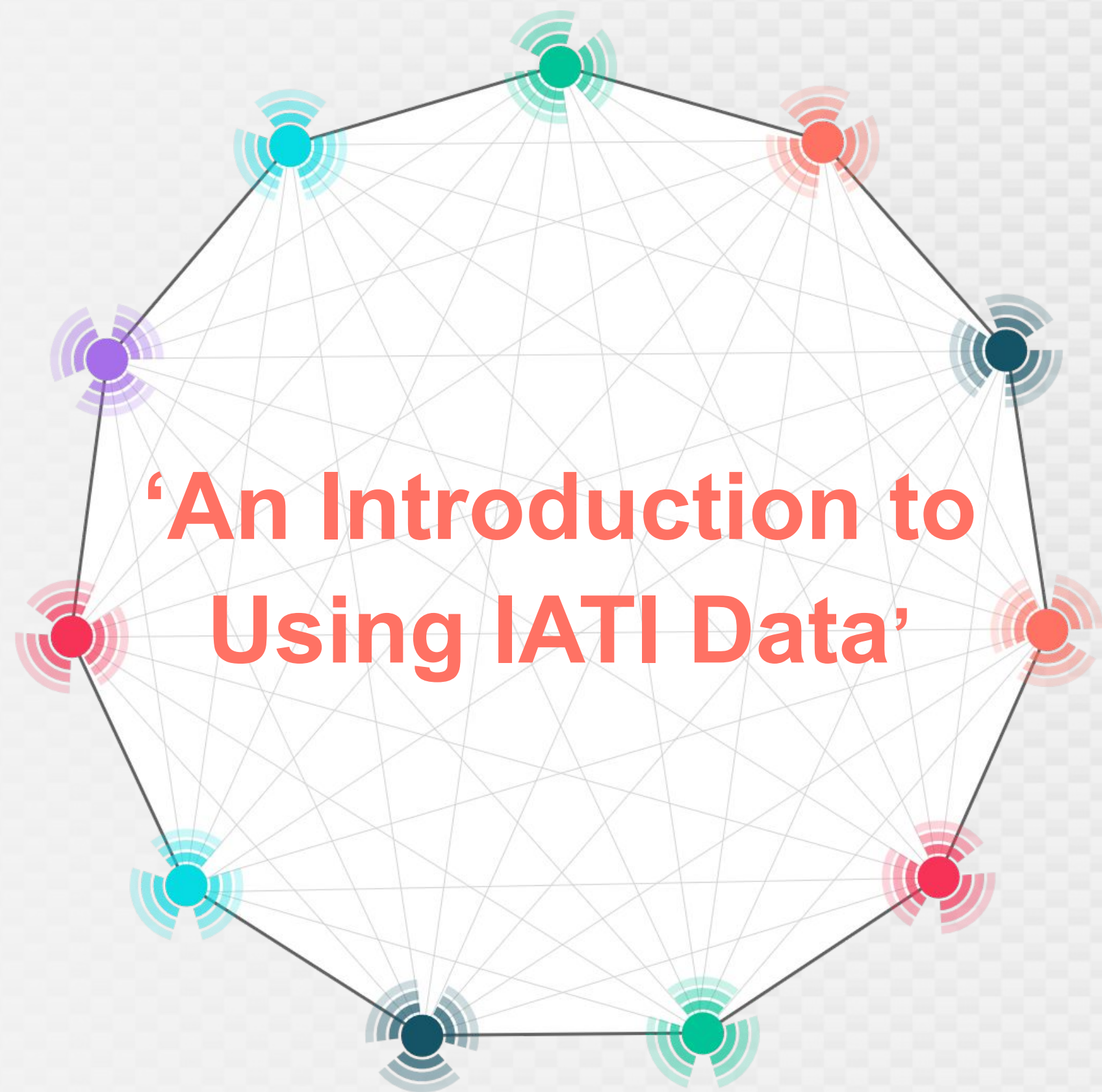




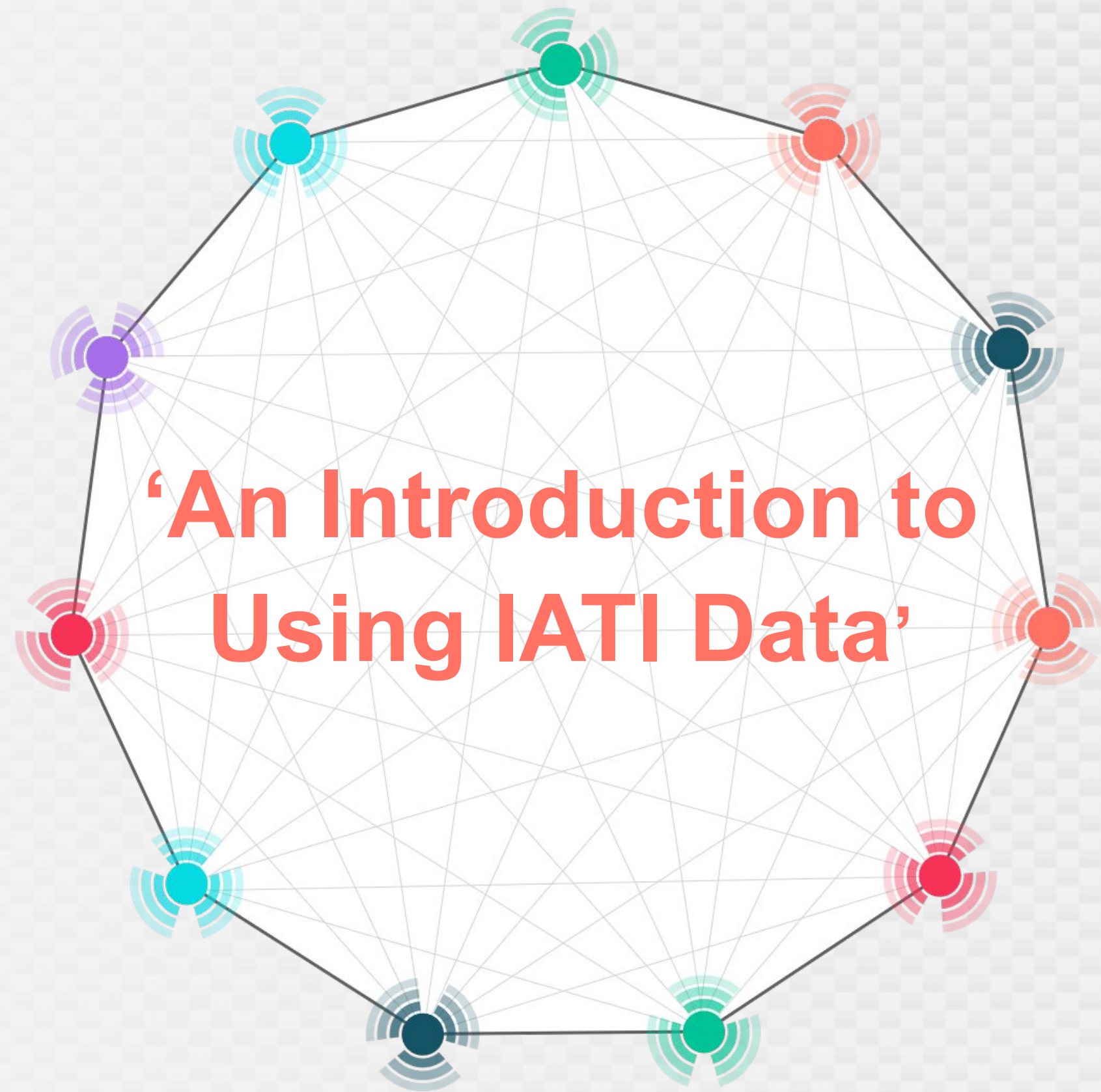
International
Aid Transparency
Initiative





Agenda

- 01** Opening
- 02** Introduction to IATI and its data
- 03** Understanding the data
- 04** IATI's data access tools
- 05** What can IATI data tell us?
- 06** How IATI can help: hands-on training
- 07** Engaging further with IATI



02 Introduction to IATI and its data

Where did IATI come from?

- **Many new players in the development cooperation space:** not only governments, but multilateral organizations, civil society, the private sector, foundations and others.
- Need for a way to **capture information from non-resident partners**, or partners who did not have a formal reporting relationship with the government (e.g. to complement information available in AIMS).
- With so many partners, there was / is a need for **comprehensive data on development (and humanitarian) activities** to:
 - ✓ Ensure adequate information is available for budgeting, planning, and to inform allocation of national resources;
 - ✓ Reduce duplication in delivery of development activities; and
 - ✓ Ensure accountability and transparency in the delivery of activities.

Political commitment made in 2008 in Accra for development partners to provide more timely and forward-looking, open, and transparent information on their activities. IATI was born!

What is IATI?

A global initiative to **improve** the **transparency** of development and humanitarian resources and their results to address **poverty** and **crises**



MEMBERS

FUNDED AND GOVERNED

GOVERNMENTS, DEVELOPMENT
& HUMANITARIAN ORGANISATIONS

Civil Society Members

AfroLeadership

Ajah

Akvo

Association of Freelance Journalists

Bond

Catalpa

CanWaCH

Development Gateway

Development Initiatives Poverty Research

Development Media International

InterAction

International Development Law Organization (IDLO)

MSF Southern Africa

Netherlands Enterprise Agency (RVO.nl)

Open Data Services Co-operative

Oxfam America

Oxfam Novib

Plan International

Publish What You Fund

Solidar Suisse

Synergy International Systems

Transparency International


World Vision International

SECRETARIAT



What does IATI do?

Many organizations addressing international poverty and crises



Open, accessible, comparable data on development and humanitarian activities

How is IATI data published and accessed?



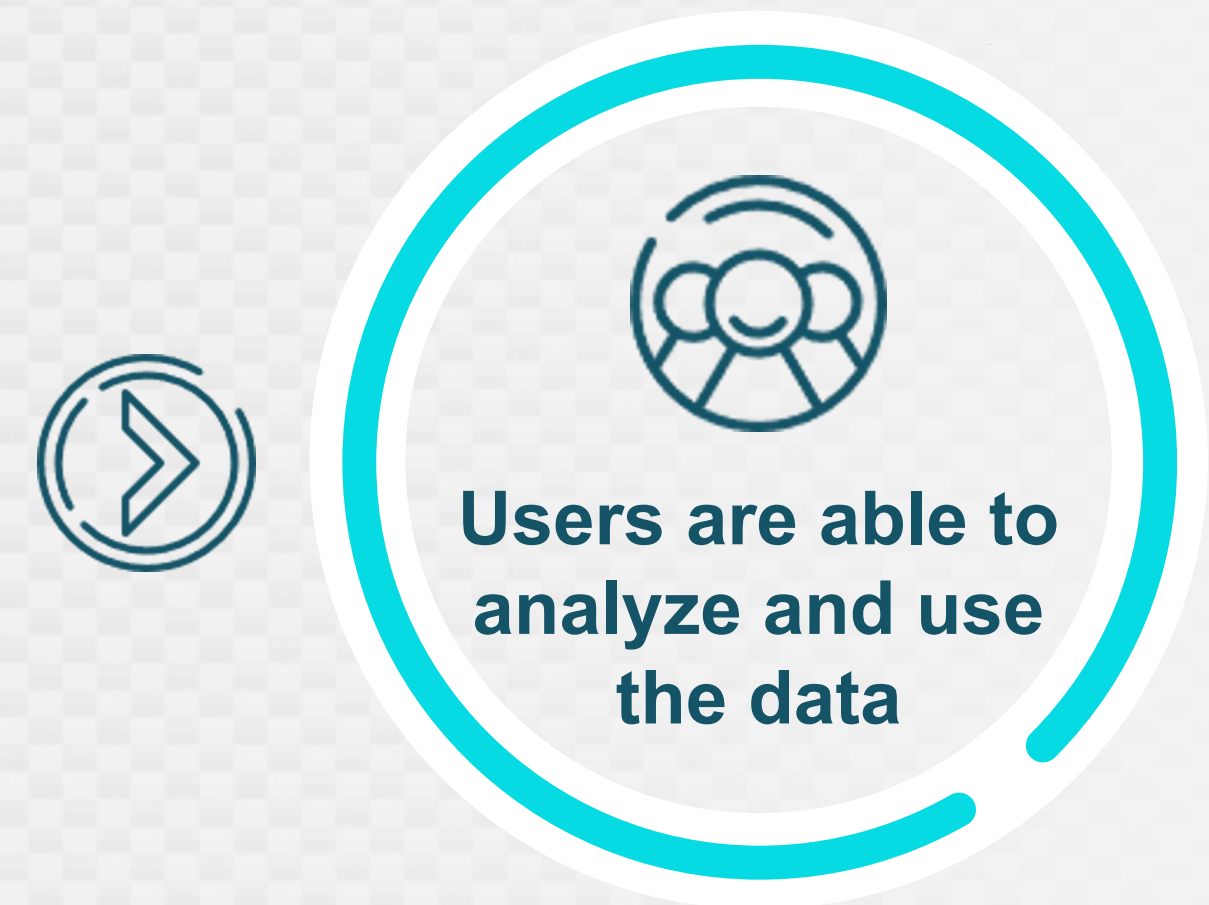
Data is converted into the IATI Standard format



ONLINE
Data access tools

Country Development Finance Data Tool

d-portal



Who publishes data on their activities and spending to IATI?



OVER 1,500 IATI PUBLISHERS




Donor governments



Multilateral organisations



Development finance institutions



Philanthropic foundations



Fund managers



International non-governmental organisations



National non-governmental organisations



Private sector organisations




Academic, training and research organisations

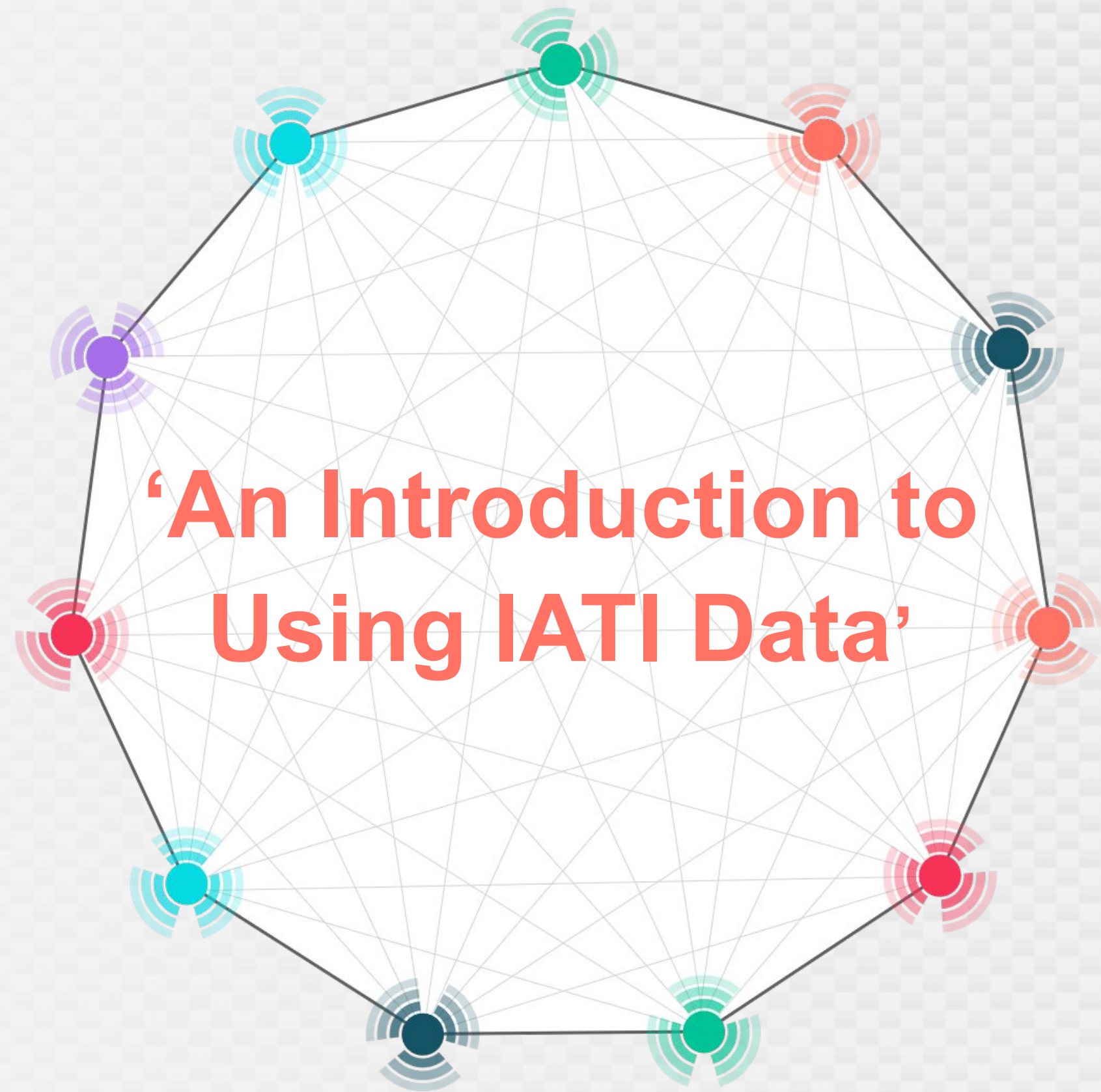
Who publishes data on their activities and spending to IATI?

Examples from the Asia-Pacific Region

Bilaterals	Multilaterals	INGOs	Public Private Partnership
<ul style="list-style-type: none">• United States• Australia• Germany• United Kingdom• New Zealand• France• Canada• Sweden• Switzerland• Norway• Netherlands• Korea• Denmark• Ireland• Saudi Arabia• Slovakia	<ul style="list-style-type: none">• Asian Development Bank• World Bank• Gavi• UN agencies – e.g. UNICEF, UNDP, WFP, UNHCR, IFAD, WHO• GEF Secretariat• ICRC, IFRC• GGGI• European Commission, EIB, EBRD	<ul style="list-style-type: none">• World Vision• Oxfam• Global Alliance for Improved Nutrition• MSI Reproductive Choices• Action Against Hunger UK• Plan International• Voluntary Service Overseas• Practical Action• Simavi• Concern Worldwide• Christian Aid• Plan International• Solidaridad South & South-East Asia• CARE International	<ul style="list-style-type: none">• Global Fund
	Foundations		Private Sector
	<ul style="list-style-type: none">• Gates Foundation• Stichting fongdsbeheer DGGF lokaal MKB• Rikolto		<ul style="list-style-type: none">• InvestInternational• DAI Europe• IMC Worldwide• Options Consultancy Services• PwC• MannionDaniels• Palladium International Ltd
			+ Academic / research institutions and local NGOs

What data do these organizations publish?





03 Understanding the data

Understanding the data

Data source □ 1,500+ organizations that publish data to IATI

Data updates □ Refreshed every 3 hours

Data availability □ Dependent on timeliness and completeness of data published

- Timeliness = varies; data gaps could be due to data not yet being published
- Completeness = not all fields are mandatory, which means that not all organizations publish data in all data fields

Calculating "spending" : Aggregate Disbursement and Expenditure transactions



What are some of the **advantages** of IATI data?

Detail: the data is rich and, depending on the publisher, contains data not only on finances, but (depending on the publisher) also results, the locations of projects, and project documentation.

Standardized data: all the data is in a standard and comparable format, making it possible to view and use data from a range of different publishers.

Frequency: IATI publishers generally release their data much more frequently than via other sources. This means the data is more likely to be up to date and useful.

Planned spending: projects in the planning stage can be published, and many organizations publish their forward spending plans.



What are some of the **limitations** of IATI data?

Quality: there's a lot of very rich and detailed information; but it's up to each publisher to decide what to release and when.

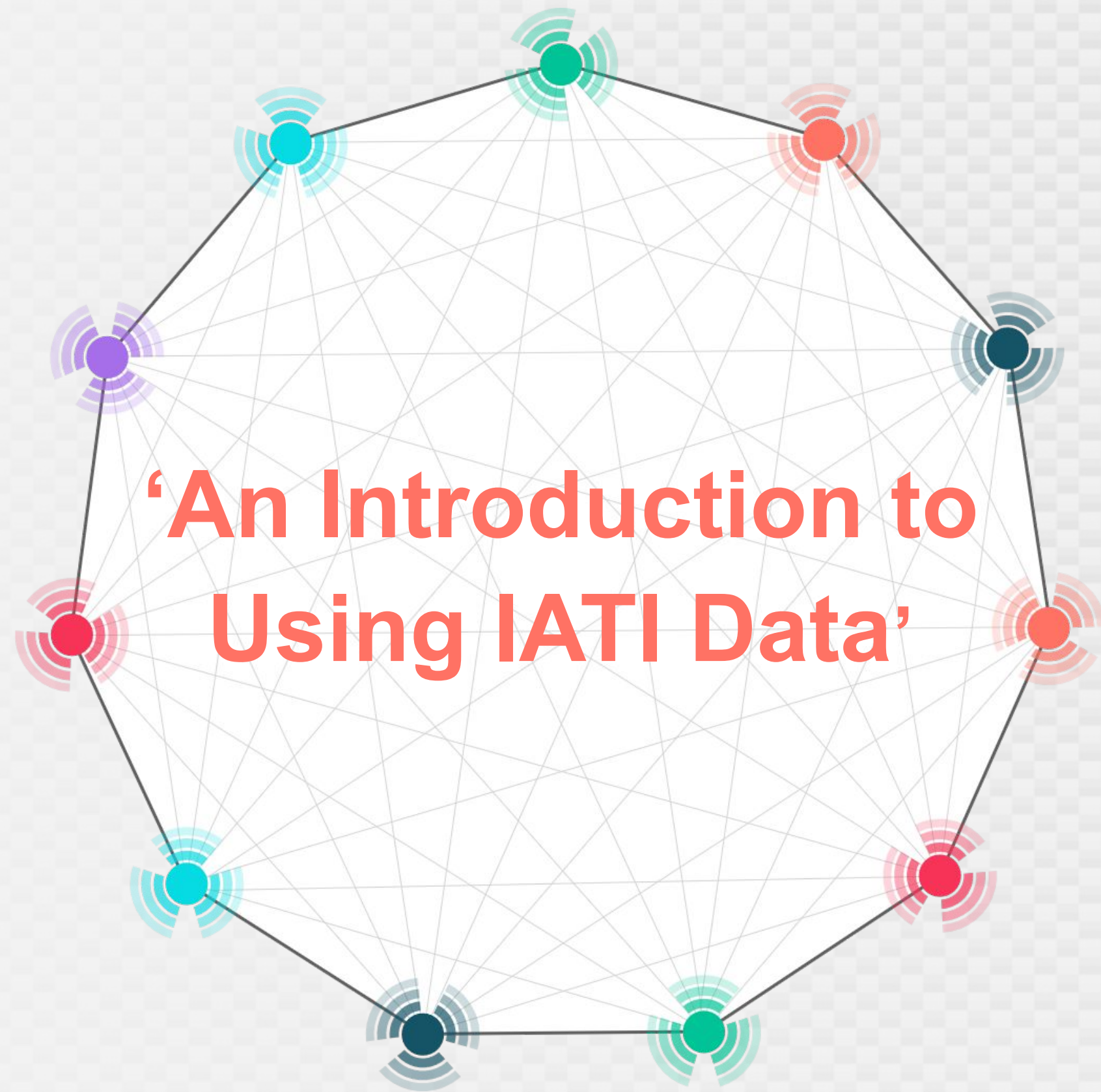
Frequency: while many large publishers publish each month, some update their data much more infrequently.

Complexity: just as development cooperation is complex, so is the data. We are gradually improving tools to access the data and welcome your feedback on them.

Double-counting: multiple organizations down the delivery chain can publish projects from their own perspective. That means you get a lot of detail, but as in the real world, there is also double-counting.

Different approaches: although the data is standardized, different publishers might publish data slightly differently, reflecting differences in their business models.

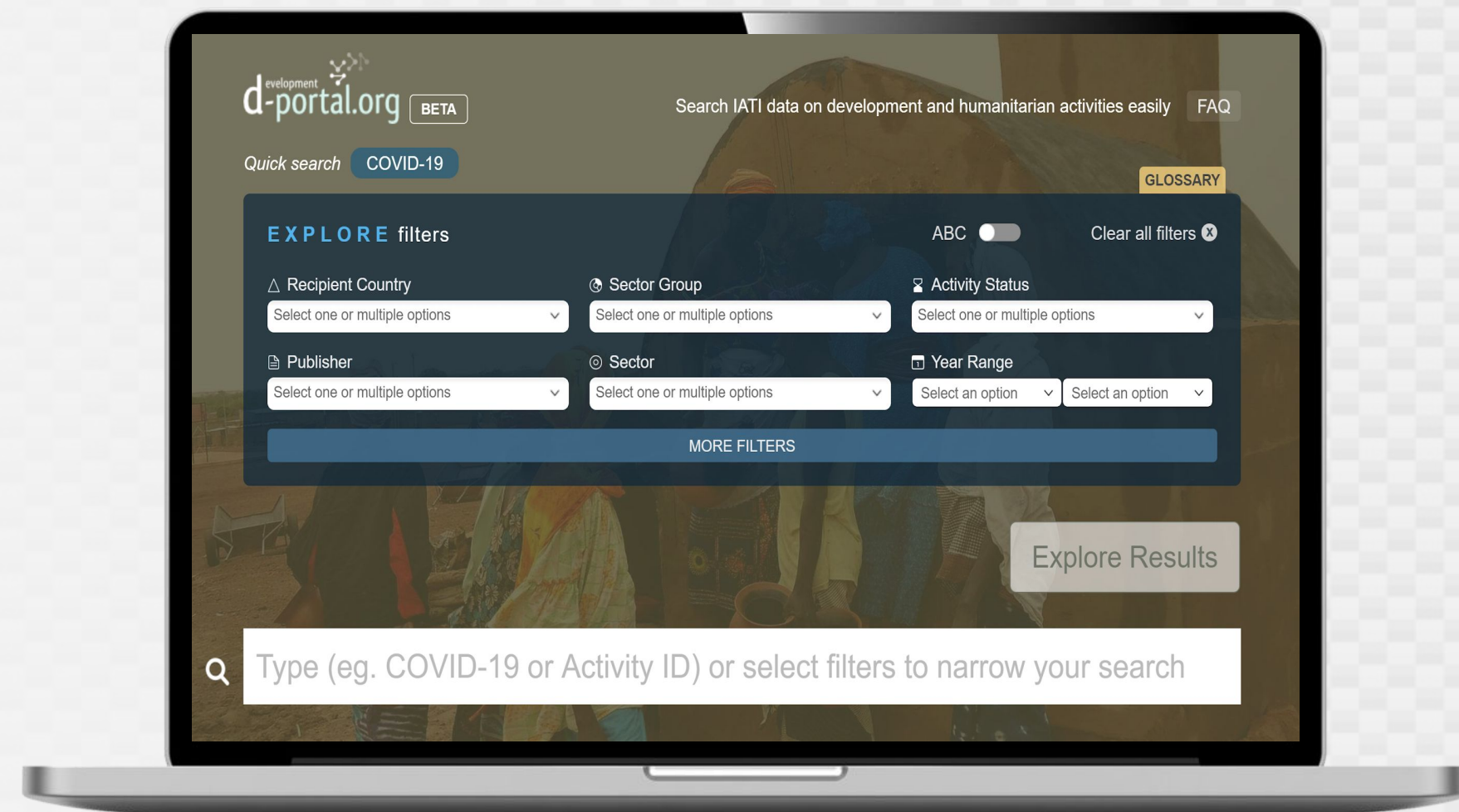




04 IATI's data access tools

How can IATI data be accessed?

d-portal



- Recommended for viewing all information on an individual activity
- Enables searching for particular activities or sets of activities using filters and keywords

Country Development Finance Data



- Designed to meet the needs of partner country governments / CSOs and other country-level stakeholders
- Recommended for analysis
- Provides access to Excel-formatted data on projections and spending by country / region and data dashboards


Accessing and analyzing the data: lightning quick demo



1. Exploring the Data Dashboards and Custom Data Download



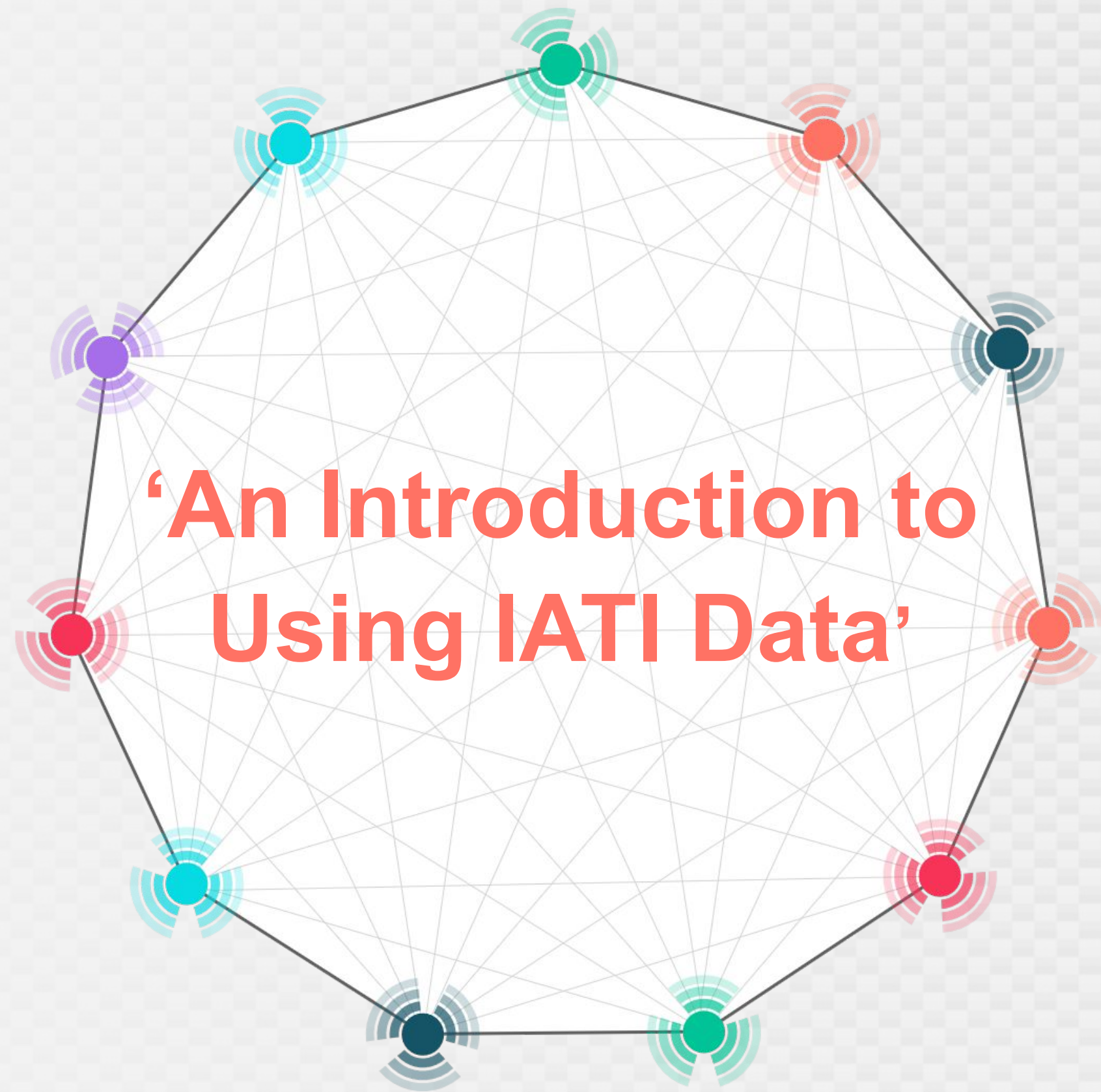
2. Exploring the activity page on d-portal



3. Downloading the data file and creating Pivot Tables in Excel



4. Datastore Search for more advanced users



**'An Introduction to
Using IATI Data'**

05
What can IATI data tell us?

What can IATI data **tell us?**

Projections:


What resources can it be expected will be spent in the country?

- How much money do organizations project that they will spend in each quarter of the next 3 years?

Spending:

What resources have actually been spent in the country?

- How much money was spent by organizations in each quarter of the fiscal year?



- What **organizations** are providing these resources?
- What **activities** are these resources spent on?
- Which **sectors** do the activities target?
- What **modality** and **finance type** are used to deliver these resources?
- Which organizations are the **recipients** of these resources?
- In what **locations** in the country are these activities being implemented?
- In some cases, what **results** did this activity achieve?

A note on results data...

- Results in IATI are generally one of three types, dependent on the publisher and unique activity:
 - **Output:** A direct consequence of the activity, e.g. vaccinations delivered to X number of children.
 - **Outcome:** A short term effect the activity has contributed to, e.g. lower rates of infection after a vaccination program.
 - **Impact:** A long term effect the activity has contributed to, e.g. improved life expectancy.
- Indicators with numerical or descriptive measures and results documents may also be reported.

However...

- There is no standardized way of reporting results in IATI.
- Reporting results is not mandatory for publishers.

Why is IATI data relevant for civil society?

ACCOUNTABILITY: provide feedback on whether particular projects are working successfully or not, and make sure resources are spent as planned.

EVIDENCE-BASED ADVOCACY: see what donors are funding and make the case for a different allocation of resources (e.g.: more funding for health or education, or more funding for a particular country, region).

COORDINATION: understand which other organizations are working in similar sectors or locations, in order to work more efficiently and effectively; or tailor your own projects.

RESEARCH: to inform policy, advocacy, etc.; e.g. uncovering expenditure issues or better understanding the actions and priorities of donors, governments and civil society organizations in different countries.

FUNDING: see which organizations are active in your country / region / sector and which organizations they fund, making it possible to discover possible funding opportunities.

Why is IATI data relevant for civil society?

ACCOUNTABILITY:

provide feedback on whether particular projects are working successfully or not, and make sure resources are spent as planned.



Using IATI data, a CNN investigation found that some Western governments who pledged to support LGBTQI+ rights have also funded supporters of a controversial bill in Ghana that could introduce harsh sentences for advocating for sexual and gender minorities' rights.

ADVOCACY:

see what donors are funding and make the case for a different allocation of resources (e.g.: more funding for health or education, or more funding for a particular country, region).



Save the Children UK used IATI data to look at the impact of UK aid cuts, finding that children are bearing the brunt of the cuts.

COORDINATION:

understand which other organizations are working in similar sectors or locations, in order to work more efficiently and effectively; or tailor your own projects.



SEBI Livestock developed its Livestock Project Portal to enable improved coordination in the livestock sector.

Why is IATI data relevant for civil society?

RESEARCH:

to inform policy, advocacy, etc.; e.g. uncovering expenditure issues or better understanding the actions and priorities of donors, governments and civil society organizations in different countries.



Georgetown
University

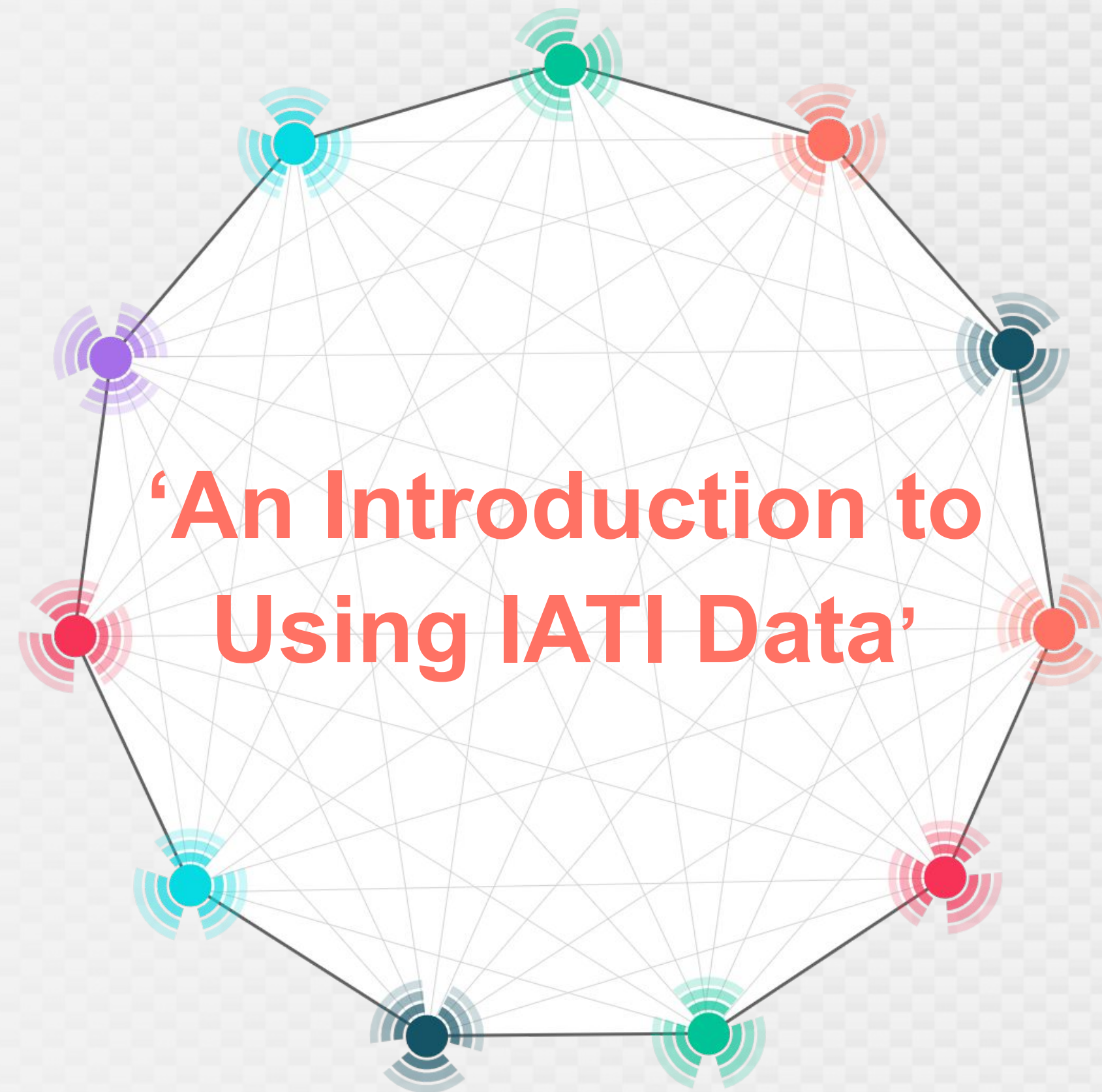
Georgetown University's Department of International Health used IATI data to assess funding for mental health in the COVID-19 response. They found that a very small dollar amount of this funding was directed to mental health causes.

FUNDING:

see which organizations are active in your country / region / sector and which organizations they fund, making it possible to discover possible funding opportunities.



World Vision UK uses IATI data to see who the main funders are in its priority countries. They also look at planned spending by sector to see where new funding opportunities might arise.



06 How IATI can help: Hands-on training

What do you want to know about **development** and **humanitarian** activities and **why**?



Accountability



Advocacy




Research



Funding



Coordination



- What **organizations** are providing resources?
- What **activities** are these resources spent on?
- Which **sectors** do the activities target?
- What **modality** and **finance type** are used to deliver these resources?
- Which organizations are the **recipients** of these resources?
- In what **locations** in the country are these activities being implemented?

Exercises

Go to d-portal.org.

Find the project: 'Cambodia Southeast Asia Disaster Risk Management Project' by searching for the name of the project in the search box.

Exercise 1:

Let's learn together!

Answer the following questions:

1. What was the actual start date of the project?
2. Who is the funding organization?
3. Who are the implementing organizations?
4. In how many locations is this project taking place?
5. Which OECD DAC sectors does this activity target?
6. How much money was disbursed on 30 June 2022? Were these resources a grant or a loan?

Exercises

Exercise 2:

Let's learn
together!

Go to d-portal.org.

Use the filters to undertake the following queries:

1. What New Zealand-funded projects in Kiribati are currently active?
2. What activities targeting gender as a significant or principal objective are currently active in Syria?
3. **TRY ON YOUR OWN**: Which organizations are currently supporting humanitarian activities in Chad?

Exercises

Exercise 3:

Let's learn
together!

Go to countrydata.iaatstandard.org.

Using the Data Dashboards, create the following queries:

1. How humanitarian funding was allocated in 2022 by country, organization, and sector.
2. Spending in 2021 and 2022 by the European Commission in the Democratic Republic of the Congo.
3. **TRY ON YOUR OWN:** Budgets (projected spending) in the education sector for 2023.

Exercises

Exercise 4:

Let's learn
together!

Go to countrydata.iaatstandard.org.

Using the Data Dashboards, create the following queries:

1. Activities with budgets or spending for the 2021 / 22 Cameroon fiscal year (July-June).
2. Spending by Global Affairs Canada by activity from 2019-2023.
3. **TRY ON YOUR OWN:** Allocation of spending in the Education sector from 2019-2022.

Let's go through **some of your questions** from the chat!

*What do you want to know about **development and humanitarian activities** and **why**?*



Accountability



Advocacy




Research



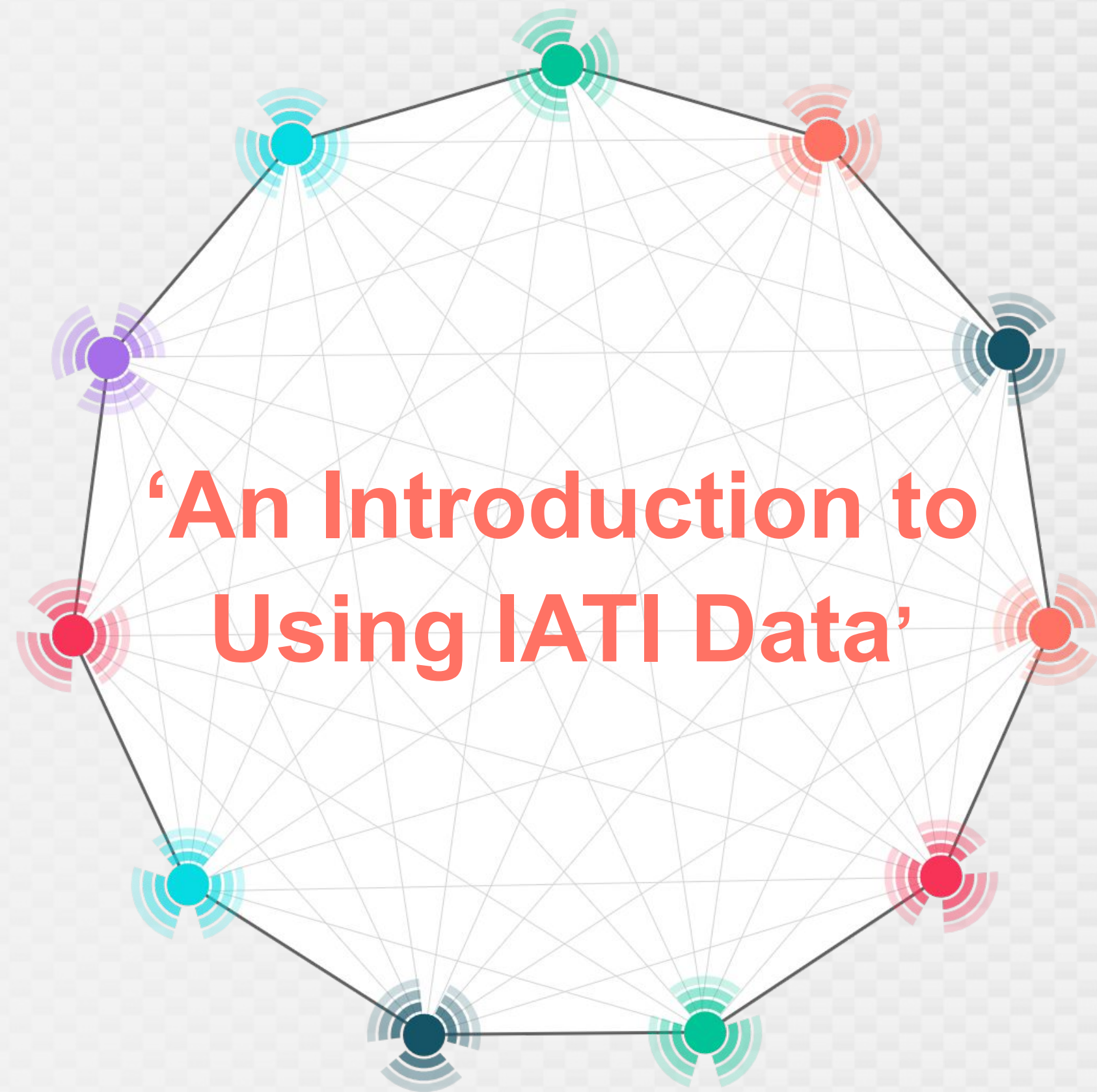
Funding



Coordination



- What **organizations** are providing resources?
- What **activities** are these resources spent on?
- Which **sectors** do the activities target?
- What **modality** and **finance type** are used to deliver these resources?
- Which organizations are the **recipients** of these resources?
- In what **locations** in the country are these activities being implemented?
- In some cases, what **results** did this activity achieve?



07 Engaging further with IATI

Next steps: supporting your IATI data use journey



Explore: CDFD and its Dashboards, and d-portal.

Understand: read the CDFD guidance to better understand the data.

Raise awareness: Share what you have learned with your colleagues. Discuss if you can use IATI data to supplement your own data collection processes.

Comprehensive **online course** to be launched in Q3 of 2023.

“Early adopters” being sought!

Fill out the post-event survey for more information.

Contact IATI’s online Helpdesk for 1:1 support:

support@iatistandard.org

- ✓ Support using IATI tools
- ✓ Questions about the data
- ✓ Any other IATI questions

Join IATI's online community platform:

iaticonnect.org

Data Use Query

Corner: access suggested approaches for answering specific data queries.

Data Use Community of Practice: post messages to your peers.